

PRODUCT INFORMATION PACKET

Model No: 184TTWD16004
Catalog No: N486A
5,3600,TEFC,184TC,3/60/230/460
Washdown Duty



Regal and Marathon are trademarks of Regal Beloit Corporation or one of its affiliated companies.

©2018 Regal Beloit Corporation, All Rights Reserved. MC017097E





Nameplate Specifications

Output HP	5 Hp	Output KW	3.7 kW
Frequency	60 Hz	Voltage	230/460 V
Current	12.0/6.0 A	Speed	3495 rpm
Service Factor	1.15	Phase	3
Efficiency	88.5 %	Duty	Continuous
Insulation Class	F	Design Code	B
KVA Code	J	Frame	184TC
Enclosure	Totally Enclosed Fan Cooled	Overload Protector	No
Ambient Temperature	40 °C	Drive End Bearing Size	6207
Opp Drive End Bearing Size	6207	UL	Recognized
CSA	Y	CE	Y
IP Code	56		

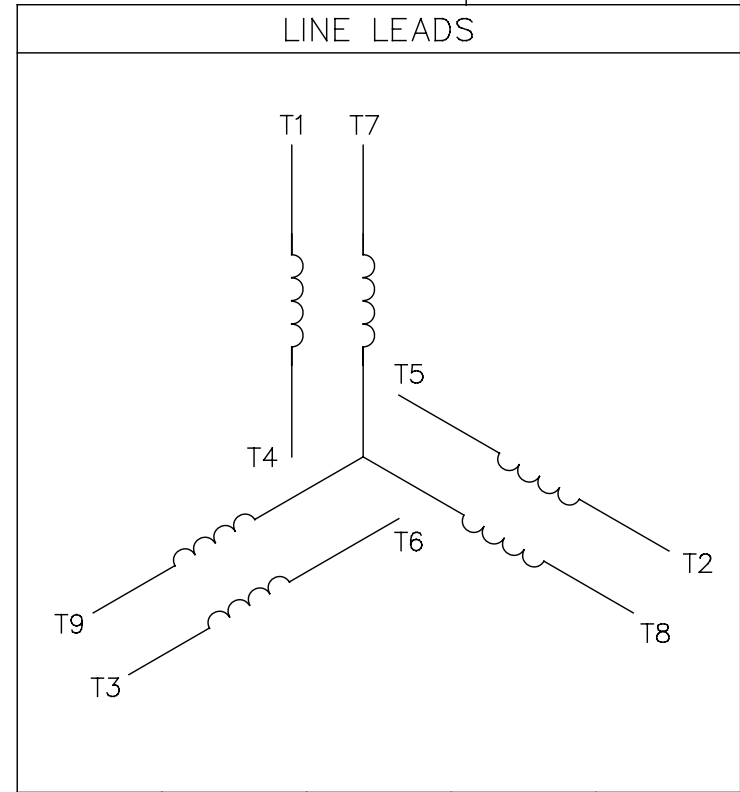
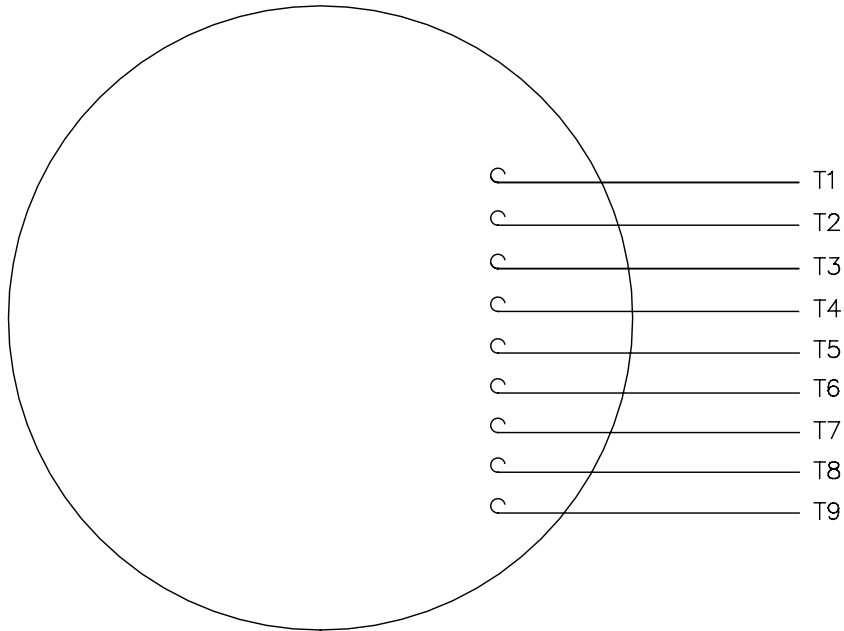
Technical Specifications

Electrical Type	Squirrel Cage Inverter Rated	Starting Method	Line Or Inverter
Poles	2	Rotation	Reversible
Mounting	Round	Motor Orientation	Horizontal
Drive End Bearing	Ball	Opp Drive End Bearing	Ball
Frame Material	Stainless Steel	Shaft Type	T
Overall Length	15.27 in	Frame Length	9.50 in
Shaft Diameter	1.125 in	Shaft Extension	2.88 in
Assembly/Box Mounting	F1 Only		
Outline Drawing	035438ME-950	Connection Diagram	005010.01

This is an uncontrolled document once printed or downloaded and is subject to change without notice. Date Created: 06/29/2018

005010-01

VIEW FROM OUTSIDE OF MOTOR AT SWITCH END.



VOLTAGE	L1	L2	L3	JOIN & INSULATE
HIGH	T1	T2	T3	(T4,T7) (T5,T8) (T6,T9)
LOW	T1,T7	T2,T8	T3,T9	T4,T5,T6

				TOLERANCES UNLESS SPECIFIED		Regal Beloit America, Inc.		DRAWN RDW 04/12/02				
				DEC.	INCHES			CHK				
				.X	±.1			APPD				
				.XX	±.01			SCALE 1=1				
				.XXX	±.005	TITLE		REF FIG.2-51				
A	UPDATED TO REGAL LOGO			SAJ	06/26/15	AJY	.XXXX	±.0005	MAT'L.	DECAL - 004014	FMF	
NO.	REVISION			BY & DATE	CHK	ANG	±1/2"	FINISH			PREV	
THIS DRAWING IN DESIGN AND DETAIL IS OUR PROPERTY AND MUST NOT BE USED EXCEPT IN CONNECTION WITH OUR WORK ALL RIGHTS OF DESIGN AND INVENTION ARE RESERVED THIS IS AN ELECTRONICALLY GENERATED DOCUMENT - DO NOT SCALE THIS PRINT				RFP	04/12/02		CAD FILE	00501001		SIZE	DRAWING NO.	
				DIST	BRF-NLV				A	005010-01		REV.

Data Sheet

Date: 29-06-2017
 Customer: _____
 Attention: _____
 Submitted by: FAREEDA DUDEKULA



184TTWD16004

Submittal

Data @ 460 V

Motor Load Data

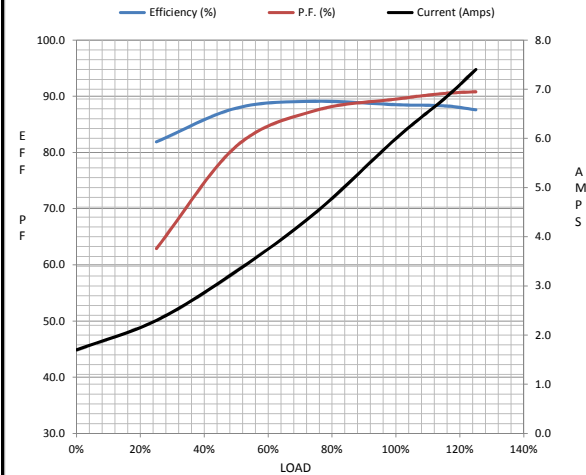
Load	0%	25%	50%	75%	100%	115%	125%	LR
Current (Amps)	1.70	2.30	3.3	4.5	6.0	6.8	7.4	46.0
Torque (ft-lb)	0.00	1.80	3.7	5.6	7.5	8.7	9.5	16.0
RPM	3600	3576	3551	3526	3495	3477	3463	0
Efficiency (%)		81.9	87.9	89.1	89.5	88.3	87.6	
P.F. (%)	12.5	62.9	81.1	87.5	89.5	90.5	90.8	45.5

Motor Speed Data

	LR	Pull-Up	BD	Rated	Idle
Speed (RPM)	0	170	2850	3495	3600
Current (Amps)	46.0	47.0	30.0	6.0	1.70
Torque (ft-lb)	16.0	15.5	26.0	7.5	0.00

Information Block

HP	5.0			
Sync. RPM	3600			
Frame	180			
Enclosure	TEFC			
Construction	TFW			
Voltage	30/460#190/38V			
Frequency	60 Hz			
Design	B			
LR Code letter	J			
Service Factor	1.15			
Temp Rise @ FL	55 ° C			
Duty	CONT			
Ambient	40 ° C			
Elevation	1,000 feet			
Rotor/Shaft wk ²	0.30 Lb-Ft ²			
Ref Wdg	T82103 R1			
Sound Pressure @ 1M	75 dBA			
VFD Rating	CONSTANT 3:1			
Outline Dwg	035438ME-950			
Conn. Diag	005010.01			
Additional Specifications:				
0				
365THFS8036				
EQUIV CKT (OHMS / PHASE)				
R1	R2	X1	X2	Xm
1.3920	1.1300	4.8110	1.8460	124.9600



Speed -Torque Curve

